












PHOTO	PRODUCT CODE	DESCRIPTION
<b>EN 54 - Speakers</b>		
	DEL-S 165/6 PP	EN54-24 ceiling loudspeaker, $\phi$ 201 x 75 mm, 100 V, 6/3/1,5/0,75 W, SPL 1W/1m = 93 dB, IP32C, Type A, metal
	DEL-S 165/10 PP	EN54-24 ceiling loudspeaker, $\phi$ 210 x 75 mm, 100 V, 10/6/3/1,5 W, SPL 1W/1m = 93 dB, IP32C, Type A, metal
	DEL-W 165/6 PP	EN54-24 ceiling loudspeaker, $\phi$ 220 x 100 mm, 100 V, 6/3/1,5/0,75 W, SPL 1W/1m = 100,7 dB, IP32C, Type A, steel
	DEL-W 165/10 PP	EN54-24 ceiling loudspeaker, $\phi$ 220 x 100 mm, 100 V, 10/6/3/1,5 W, SPL 1W/1m = 100,5 dB, IP32C, Type A, steel
	DEL130/6PP	EN54-24 ceiling loudspeaker, $\phi$ 180 x 130 mm, 100 V, 6/3/1,5/0,75 W, SPL 1W/1m = 99,2 dB, IP32C, Type A, steel
	DEL130/10PP	EN54-24 ceiling loudspeaker, $\phi$ 180 x 130 mm, 100 V, 10/6/3/1,5 W, SPL 1W/1m = 98,7 dB, IP32C, Type A, steel
	DELF165/6PP	EN54-24 ceiling loudspeaker, $\phi$ 220 x 100 mm, 100 V, 6/3/1,5/0,75 W, SPL 1W/1m = 100,7 dB, IP32C, Type A, steel
	DELF165/10PP	EN54-24 ceiling loudspeaker, $\phi$ 220 x 100 mm, 100 V, 10/6/3/1,5 W, SPL 1W/1m = 100,5 dB, IP32C, Type A, steel
	DEL165/6 A/B/PP	EN54-24 ceiling A/B lines loudspeaker, $\phi$ 220 x 110 mm, 100 V, 2x6/3/1,5/0,75 W, SPL 1W/1m = 88,5 dB - 1 x 6 W, SPL 1W/1m = 94,5 dB - 2 x 6 W, IP32C, A, steel
	DL-E 06-130/T-EN54	EN54-24 low profile, lightweight ceiling loudspeaker with plastic cover, $\phi$ 181,5 x 65 mm, 100 V, 6/3/1,5 W, SPL 1W/1m = 98,3 dB, IP32C, Type A, metal
	DL-E 06-165/T-EN54	EN54-24 low profile, lightweight ceiling loudspeaker with plastic cover, $\phi$ 199 x 72 mm, 100 V, 6/3/1,5 W, SPL 1W/1m = 100,2 dB, IP32C, Type A, metal












PHOTO	PRODUCT CODE	DESCRIPTION
	DL-E 06-130/T-EN54	EN54-24 low profile, lightweight ceiling loudspeaker with metal cover, $\varnothing$ 181,5 x 91,5 mm, 100V, 6/3/1,5 W, SPL 1W/1m = 98,3 dB, IP32C, Type A, metal
	DL-E 06-165/T-EN54	EN54-24 low profile, lightweight ceiling loudspeaker with metal cover, $\varnothing$ 199 x 96 mm, 100 V, 6/3/1,5 W, SPL 1W/1m = 100,2 dB, IP32C, Type A, metal
	DL 06-130/T-EN54	EN54-24 ceiling loudspeaker, $\varnothing$ 180 x 110 mm, 100 V, 6/3/1,5 W, SPL 1W/1m = 98,4 dB, IP32C, Type A, metal
	DL 06-165/T-EN54	EN54-24 ceiling loudspeaker, $\varnothing$ 220 x 109 mm, 100 V, 6/3/1,5 W, SPL 1W/1m = 102,5 dB, IP32C, Type A, metal
	DL 10-200/T-EN54	EN54-24 ceiling loudspeaker, $\varnothing$ 268 x 136 mm, 100 V, 10/6/3/1,5 W, SPL 1W/1m = 102,9 dB, IP32C, Type A, metal
	DL 10-165/T plus-EN54	EN54-24 ceiling 2-way loudspeaker, $\varnothing$ 220 x 132 mm, 100 V, 10/6/3/1,5 W, SPL 1W/1m = 91,2 dB, IP32C, Type A, metal
	DL 20-130/T-EN54	EN54-24 ceiling loudspeaker, $\varnothing$ 180 x 130 mm, 100 V, 20/15/10/5 W, SPL 1W/1m = 104,2 dB, IP32C, Type A, metal
	DL 20-200/T plus-EN54	EN54-24 ceiling 2-way loudspeaker, $\varnothing$ 268 x 192 mm, 100 V, 20/15/10/5 W, SPL 1W/1m = 97,6 dB, IP32C, Type A, metal
	DL-AB 06-200/T-EN54	EN54-24 ceiling A/B lines loudspeaker, $\varnothing$ 268 x 136 mm, 100 V, 2x 6/3/1,5 W, SPL 1W/1m = 98,4 dB - 1 x 6 W, SPL 1W/1m = 104,8 dB - 2 x 6 W, IP32C, Type A, metal
	DAL165/6PP	EN54-24 wall and ceiling surface mounted loudspeaker, $\varnothing$ 170 x 75 mm, 100V, 6/3/1,5/0,75 W, SPL 1W/1m = 99,7 dB, IP32C, Type A, metal
	DAL165/10PP	EN54-24 wall and ceiling surface mounted loudspeaker, $\varnothing$ 170 x 75 mm, 100V, 10/6/3/1,5 W, SPL 1W/1m = 100,6 dB, IP32C, Type A, metal












PHOTO	PRODUCT CODE	DESCRIPTION
	DAL165/6 A/B/PP	EN54-24 wall and ceiling surface mounted A/B lines loudspeaker, $\varnothing$ 170 x 75 mm, 100V, 2x6/3/1,5/0,75 W, SPL 1W/1m = 93,1 dB - 1 x 6 W, SPL 1W/1m = 99,1 dB - 2 x 6 W, IP32C, Type A, metal
	WAQ130/6PP	EN54-24 wall and ceiling surface mounted loudspeaker, 164 x 164 x 66 mm, 100V, 6/3/1,5/0,75 W, SPL 1W/1m = 96,2 dB, IP32C, Type A, metal
	WAC165/6PP1	EN54-24 wall surface mounted loudspeaker, 330 x 209 x 84 mm, 100V, 6/3/1,5/0,75 W, SPL 1W/1m = 98,1 dB, IP32C, Type A, ABS
	WAL 165/6 PP	EN54-24 wall surface mounted loudspeaker, 253 x 193 x 83 mm, 100V, 6/3/1,5/0,75 W, SPL 1W/1m = 90,5 dB, IP32C, Type A, MDF
	WAL 165/10 PP	EN54-24 wall surface mounted loudspeaker, 253 x 193 x 83 mm, 100V, 10/6/3/1,5 W, SPL 1W/1m = 90,1 dB, IP32C, Type A, MDF
	WA 06-165/T Metall-EN54	EN54-24 wall surface mounted loudspeaker, 252 x 192 x 8 mm, 100V, 6/3/1,5 W, SPL 1W/1m = 98,3 dB, IP32C, Type A, metal
	DAW130/10PP	EN54-24 sound projector, $\varnothing$ 140 x 165 mm, 100V, 10/6/3/1,5 W, SPL 1W/1m = 94,3 dB, IP54, Type B, aluminium
	DAW130/20PP	EN54-24 sound projector, $\varnothing$ 140 x 165 mm, 100V, 20/15/10/5 W, SPL 1W/1m = 95,1 dB, IP54, Type B, aluminium
	DA-S 20-130/T-EN54	EN54-24 sound projector, $\varnothing$ 140 x 163 mm, 100V, 20/15/10/5 W, SPL 1W/1m = 103,2 dB, IP65, Type B, aluminium
	DK10PP	EN54-24 horn loudspeaker, $\varnothing$ 142 x 207 mm, 100V, 10/5/2,5/1,25 W, SPL 1W/1m = 106 dB, IP66, Type B, ABS
	DK15PP	EN54-24 horn loudspeaker, $\varnothing$ 208 x 272 mm, 100V, 15/7,5/3,75/1,85 W, SPL 1W/1m = 108 dB, IP66, Type B, ABS












PHOTO	PRODUCT CODE	DESCRIPTION
	DK30PP	EN54-24 horn loudspeaker, $\varnothing$ 238 x 302 mm, 100V, 30/15/7,5/3,75 W, SPL 1W/1m = 110 dB, IP66, Type B, ABS
	TH-100-EN54	EN54-24 tunnel loudspeaker, 1228 x 832 x 413 mm, 100V, 100/50/25 W, SPL 1W/1m = 119 dB, IP66, Type B, plastic
	TSU300/10PP	EN54-24 column loudspeaker, 280 x 98 x 90 cm, 100V, 10/6/3/1,5 W, SPL 1W/1m = 96 dB, IP66, Type B, aluminium
	TSU500/20PP	EN54-24 column loudspeaker, 500 x 98 x 90 cm, 100V, 20/15/10/5 W, SPL 1W/1m = 98,4 dB, IP66, Type B, aluminium
	TSU700/30PP	EN54-24 column loudspeaker, 700 x 98 x 90 cm, 100V, 30/15/7,5 W, SPL 1W/1m = 98,4 dB, IP66, Type B, aluminium
	TSU1000/50PP	EN54-24 column loudspeaker, 960 x 98 x 90 cm, 100V, 50/30/15/7,5 W, SPL 1W/1m = 97,4 dB, IP66, Type B, aluminium
	TS-C 10-300/T-EN54	EN54-24 column loudspeaker, 285 x 100 x 92 cm, 100V, 10/6/3/1,5 W, SPL 1W/1m = 97,6 dB, IP66, Type B,C, aluminium
	TS-C 20-500/T-EN54	EN54-24 column loudspeaker, 510 x 100 x 92 cm, 100V, 20/15/10/5 W, SPL 1W/1m = 100,3 dB, IP66, Type B,C, aluminium
	TS-C 30-700/T-EN54	EN54-24 column loudspeaker, 700 x 100 x 92 cm, 100V, 30/15/7,5 W, SPL 1W/1m = 101,3 dB, IP66, Type B,C, aluminium
	TS-C 50-1000/T-EN54	EN54-24 column loudspeaker, 971 x 100 x 92 cm, 100V, 50/30/15/7,5 W, SPL 1W/1m = 102,8 dB, IP66 Type B,C, aluminium
	DELK130/10PP1	EN54-24 spherical pendant loudspeaker, 2 m suspension, $\varnothing$ 180 mm, 100V, 10/6/3/1,5 W, SPL 1W/1m = 95,1 dB, IP32C, Type A, steel

































PHOTO	PRODUCT CODE	DESCRIPTION
 	DELK130/20PP1	EN54-24 spherical pendant loudspeaker, 2 m suspension, $\varnothing$ 180 mm, 100V, 20/15/10/5 W, SPL 1W/1m = 96,4 dB, IP32C, Type A ,steel
<b>PA Speakers</b>		
 	DEL 130/6	Ceiling loudspeaker, $\varnothing$ 180 x 100 mm, 100 V, 6/3/1,5/0,75 W, SPL 1W/1m = 96 dB, metal
 	DEL 130/10 plus	Ceiling 2-way loudspeaker, $\varnothing$ 180 x 115 mm, 100 V, 10/6/3/1,5 W, SPL 1W/1m = 89,1 dB, metal
 	DEL 165/6	Ceiling loudspeaker, $\varnothing$ 220 x 100 mm, 100 V, 6/3/1,5/0,75 W, SPL 1W/1m = 99,7 dB, metal
 	DEL 165/10	Ceiling loudspeaker, $\varnothing$ 220 x 100 mm, 100 V, 10/6/3/1,55 W, SPL 1W/1m = 99,7 dB, metal
 	DEL 165/20 plus	Ceiling 2-way loudspeaker, $\varnothing$ 220 x 130 mm, 100 V, 20/15/10/5 W, SPL 1W/1m = 100 dB, metal
 	DEL 200/6	Ceiling loudspeaker, $\varnothing$ 265 x 120 mm, 100 V, 6/3/1,5/0,75 W, SPL 1W/1m = 101 dB, metal
 	DEL 200/10	Ceiling loudspeaker, $\varnothing$ 265 x 120 mm, 100 V, 10/6/3/1,5 W, SPL 1W/1m = 100,6 dB, metal
 	DEL 200/20	Ceiling loudspeaker, $\varnothing$ 265 x 120 mm, 100 V, 20/15/10/5 W, SPL 1W/1m = 100,6 dB, metal
 	DEL 200/30 plus	Ceiling 2-way loudspeaker, $\varnothing$ 265 x 130 mm, 100 V, 30/20/10/5 W, SPL 1W/1m = 101 dB, metal
 	DAL 165/10	Wall and ceiling surface mounted loudspeaker, $\varnothing$ 170 x 75 mm, 100 V, 10/6/3/1,5 W, SPL 1W/1m = 100,6 dB, metal

PHOTO	PRODUCT CODE	DESCRIPTION
	DAL 165/6	Wall and ceiling surface mounted loudspeaker, $\varnothing$ 170 x 75 mm, 100 V, 6/3/1,5/0,75 W, SPL 1W/1m = 100,6 dB, metal
	HSL 165/6	Ceiling loudspeaker, 330 x 300 x 71 mm, 100 V, 6/3/1,5/0,75 W, SPL 1W/1m = 99,2 dB, MDF
	TSU 300/10	Column loudspeaker, 280 x 98 x 90 cm, 100 V, 10/6/3/1,5 W, SPL 1W/1m = 96 dB, IP66, aluminium
	TSU 500/20	Column loudspeaker, 500 x 98 x 90 cm, 100 V, 20/15/10/5 W, SPL 1W/1m = 98,4 dB, IP66, aluminium
	TSU 700/30	Column loudspeaker, 700 x 98 x 90 cm, 100 V, 30/15/7,5 W, SPL 1W/1m = 98,4 dB, IP66, aluminium
	TSU 1000/50	Column loudspeaker, 960 x 98 x 90 cm, 100 V, 50/30/15/7,5 W, SPL 1W/1m = 97,4 dB, IP66, aluminium
	WAL 165/6	Wall surface mounted loudspeaker, 253 x 193 x 83 mm, 100 V, 6/3/1,5/0,75 W, SPL 1W/1m = 98,2 dB, MDF
	WAL 165/6 LR	Wall surface mounted loudspeaker, 253 x 193 x 83 mm, 100 V, 6/3/1,5/0,75 W, SPL 1W/1m = 98,2 dB, with volume controller, MDF
	WAC 130/6	Wall surface mounted loudspeaker, 330 x 209 x 84 mm, 100 V, 6/3/1,5/0,75 W, SPL 1W/1m = 98,1 dB, ABS
	WAQ 130/6	Wall and ceiling surface mounted loudspeaker, 164 x 164 x 66 mm, 100 V, 6/3/1,5/0,75 W, SPL 1W/1m = 96,2 dB, IP32C, metal
	WA-ML 100/15 plus	Wall surface mounted 2-way loudspeaker, 210 x 170 x 150 mm, 100 V, 15/10/7,5/5 W, SPL 1W/1m = 93,3 dB, White ABS

PHOTO	PRODUCT CODE	DESCRIPTION
	WA-ML 100/15 plus	Wall surface mounted 2-way loudspeaker, 210 x 170 x 150 mm, 100 V, 15/10/7,5/5 W, SPL 1W/1m = 93,3 dB, Black ABS
	WA-ML 130/30 plus	Wall surface mounted 2-way loudspeaker, 240 x 180 x 160 mm, 100 V, 30/20/10/5 W, SPL 1W/1m = 92,7 dB, White ABS
	WA-ML 130/30 plus	Wall surface mounted 2-way loudspeaker, 240 x 180 x 160 mm, 100 V, 30/20/10/5 W, SPL 1W/1m = 92,7 dB, Black ABS
	DK 10	Horn loudspeaker, $\varnothing$ 142 x 207 mm, 100 V, 10/5/2,5/1,25 W, SPL 1W/1m = 106 dB, IP66, ABS
	DK 15	Horn loudspeaker, $\varnothing$ 208 x 272 mm, 100 V, 15/7,5/3,75/1,87 W, SPL 1W/1m = 108 dB, IP66, ABS
	DK 30	Horn loudspeaker, $\varnothing$ 238 x 302 mm, 100 V, 30/15/7,5/3,75 W, SPL 1W/1m = 110 dB, IP66, ABS
	MH 30 plus	Horn 2-way loudspeaker, 350 x 255 x 291 mm, 100 V, 30/15/7,5/3,75 W, SPL 1W/1m = 97 dB, IP66, ABS
	DELK 130/10	Spherical pendant loudspeaker, 2 m suspension, $\varnothing$ 180 mm, 100 V, 10/6/3/1,5 W, SPL 1W/1m = 95,1 dB, steel
	DELK 130/20	Spherical pendant loudspeaker, 2 m suspension, $\varnothing$ 180 mm, 100 V, 20/15/10/5 W, SPL 1W/1m = 96,4 dB, steel
	DAD 130/10	Sound projector, $\varnothing$ 140 x 105 mm, 100 V, 10/6/3/1,5 W, SPL 1W/1m = 96,4 dB, aluminium
	DAD 260/10	2-way sound projector, $\varnothing$ 140 x 165 mm, 100 V, 10/6/3/1,5 W, SPL 1W/1m = 94,8 dB, aluminium

PHOTO	PRODUCT CODE	DESCRIPTION
	DAW 130/10	Sound projector, $\varnothing$ 140 x 165 mm, 100 V, 10/6/3/1,5 W, SPL 1W/1m = 94,3 dB, IP66, aluminium
	DAW 130/20	Sound projector, $\varnothing$ 140 x 165 mm, 100 V, 20/15/10/5 W, SPL 1W/1m = 95,1 dB, IP66, aluminium
	DAW-K 130/10	Sound projector, $\varnothing$ 140 x 200 mm, 100 V, 10/6/3/1,5 W, SPL 1W/1m = 100,2 dB, IP66, ABS
	DAW-K 130/20	Sound projector, $\varnothing$ 140 x 200 mm, 100 V, 20/15/10/5 W, SPL 1W/1m = 100,2 dB, IP66, ABS
	DAH 130/10	Pendant sound projector, $\varnothing$ 140 x 165 mm, 100 V, 10/6/3/1,5 W, SPL 1W/1m = 96,4 dB, IP66, ABS
	DEL 200/6-A/B	Ceiling A/B lines loudspeaker, $\varnothing$ 265 x 110 mm, 100 V, 2x6/3/1,5/0,75 W, SPL 1W/1m = 95,1 dB - 1 x 6 W, SPL 1W/1m = 101,1 dB - 2 x 6 W, steel
	DEL 165/6-A/B	Ceiling A/B lines loudspeaker, $\varnothing$ 220 x 110 mm, 100 V, 2x6/3/1,5/0,75 W, SPL 1W/1m = 88,5 dB - 1 x 6 W, SPL 1W/1m = 94,5 dB - 2 x 6 W, steel
	WAL 165/6-A/B	Wall A/B lines surface mounted loudspeaker, 253 x 193 x 83 mm, 100 V, 2x6/3/1,5/0,75 W, SPL 1W/1m = 98,2 dB - 1 x 6 W, SPL 1W/1m = 104,2 dB - 2 x 6 W, MDF
	DAL 165/6-A/B	Wall and ceiling surface mounted A/B lines loudspeaker, $\varnothing$ 170 x 75 mm, 100V, 2x6/3/1,5/0,75 W, SPL 1W/1m = 93,1 dB - 1 x 6 W, SPL 1W/1m = 99,1 dB - 2 x 6 W, metal
	DAD 260/6-A/B	2-way A/B lines sound projector, $\varnothing$ 140 x 165 mm, 100 V, 2x6/3/1,5 W, SPL 1W/1m = 94,8 dB - 1 x 6 W, SPL 1W/1m = 100,8 dB - 2 x 6 W, ABS